

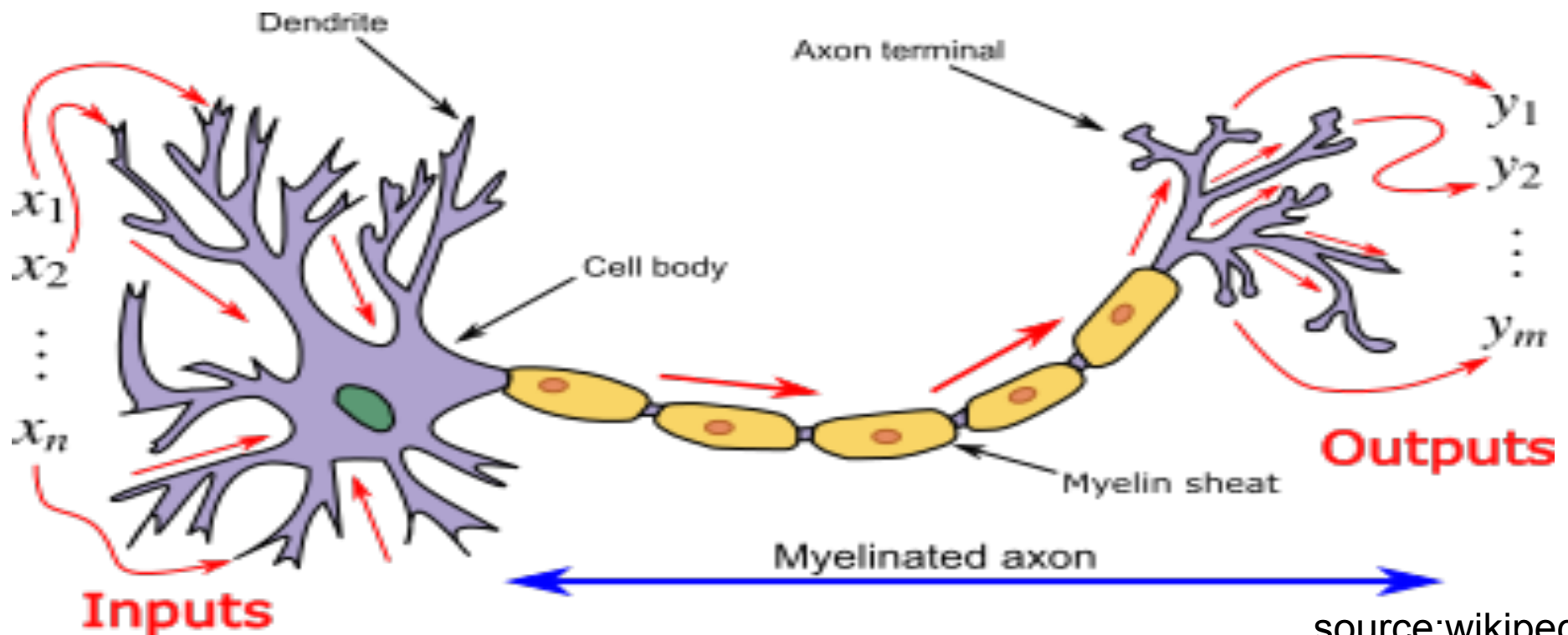
DEEP LEARNING

part I: perceptron

marco milanesio

neural networks

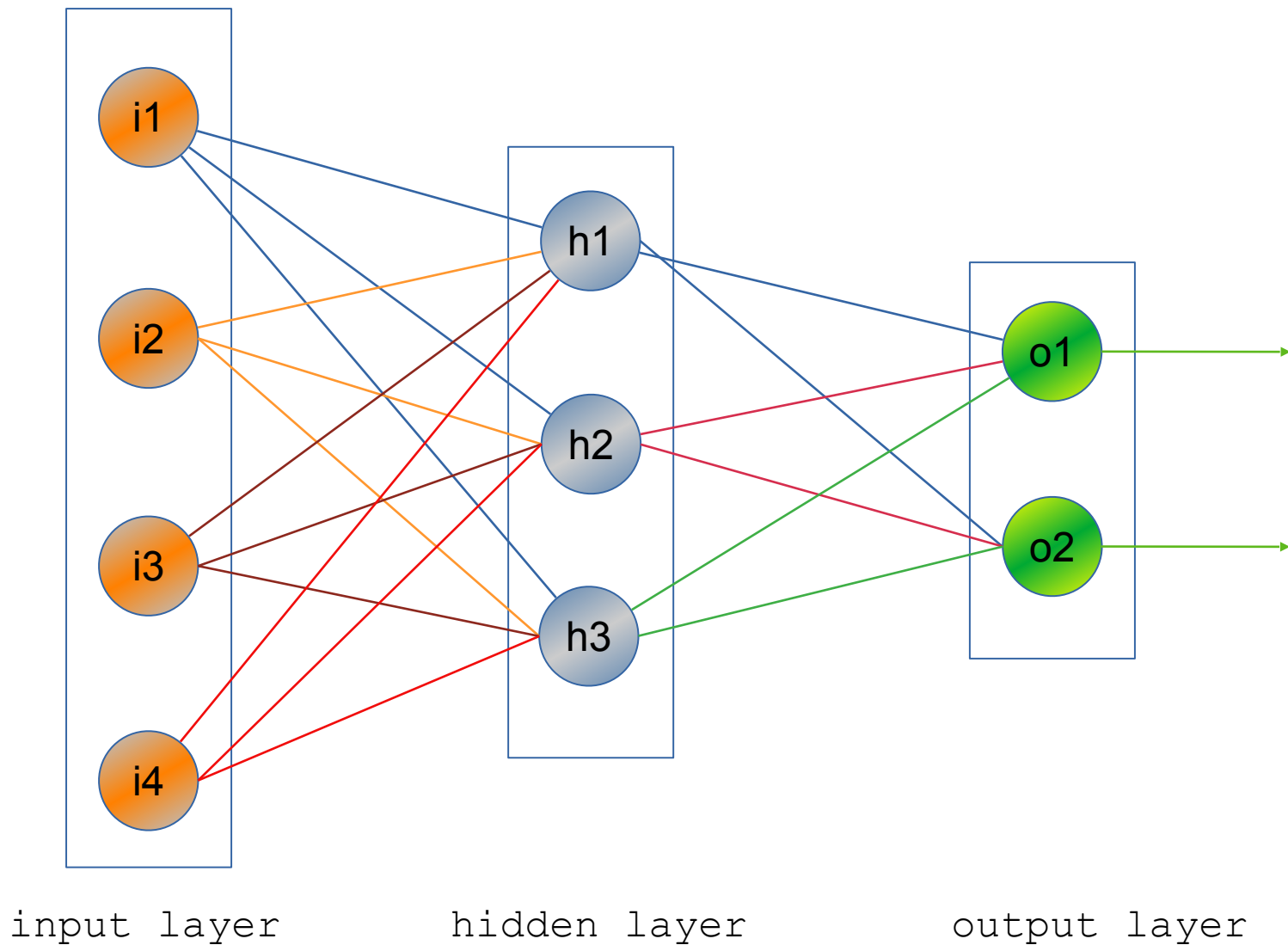
- recognise patterns
- human brain



artificial neural networks

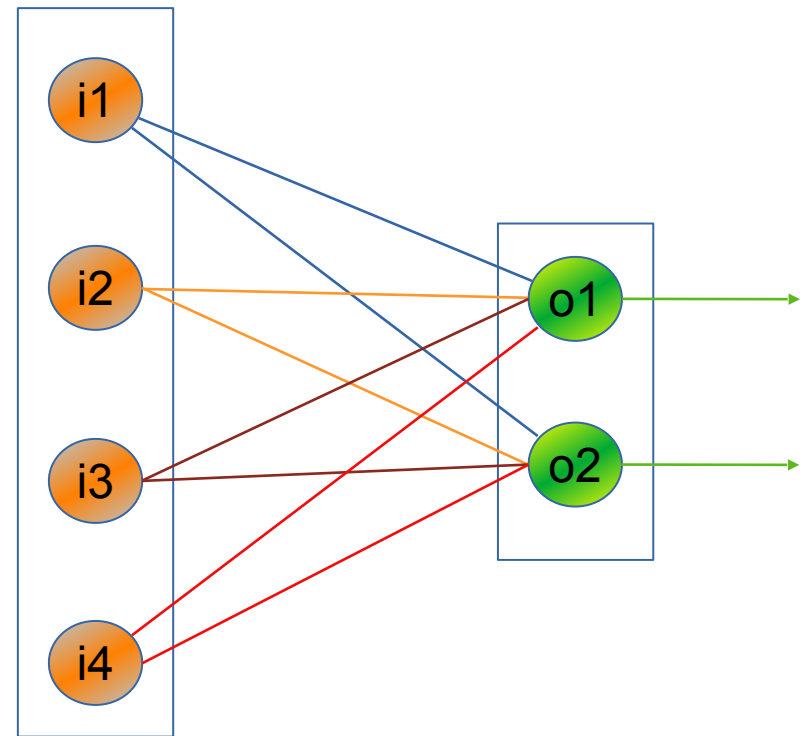
- ANN represents **connections**
- between inputs and outputs
- each connection has a **weight**
- **learning == adjusting these weights**
- to predict the correct output
- applications:
 - classification
 - anomaly detection
 - speech/audio recognition
 - images
 - time series analysis
 - ...

general structure



perceptron

- ANN without hidden layers
- only input and output
- applications:
 - decision making
 - logic gates
 - . . .

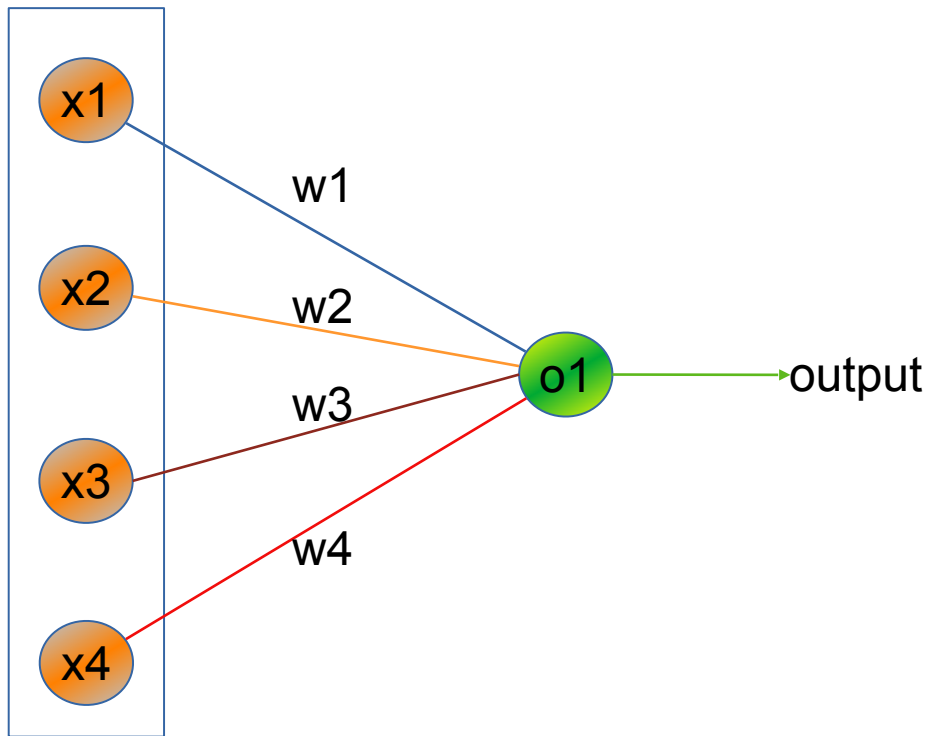


how does it work?

- 2 steps
- Given:
 - a set of input
 - a set of weights (**random!!!**)
- Feed-forward
 - compute output according to weights
- Back-propagation
 - calculate error between predicted and target
 - gradient descent to update the weights

example

- consider the following perceptron



data	target
0	0
1	2
2	4
3	6

$$\text{output} = w_1x_1 + w_2x_2 + w_3x_3 + w_4x_4 + b$$

example

- $b = 0$ for simplicity

data	target	output $w_i = 3$	error
0	0	0	0
1	2	3	1
2	4	6	2
3	6	9	3

$$\text{output} = w_1x_1 + w_2x_2 + w_3x_3 + w_4x_4$$

example

- errors in 3 out of 4 prediction
– increase or decrease the weights

data	target	output $w_i = 4$	error
0	0	0	0
1	2	4	2
2	4	8	4
3	6	12	6

$$\text{output} = w_1x_1 + w_2x_2 + w_3x_3 + w_4x_4$$

example

- errors in 3 out of 4 prediction
– increase or decrease the weights

data	target	output $w_i = 2$	error
0	0	0	0
1	2	2	0
2	4	4	0
3	6	6	0

$$\text{output} = w_1x_1 + w_2x_2 + w_3x_3 + w_4x_4$$

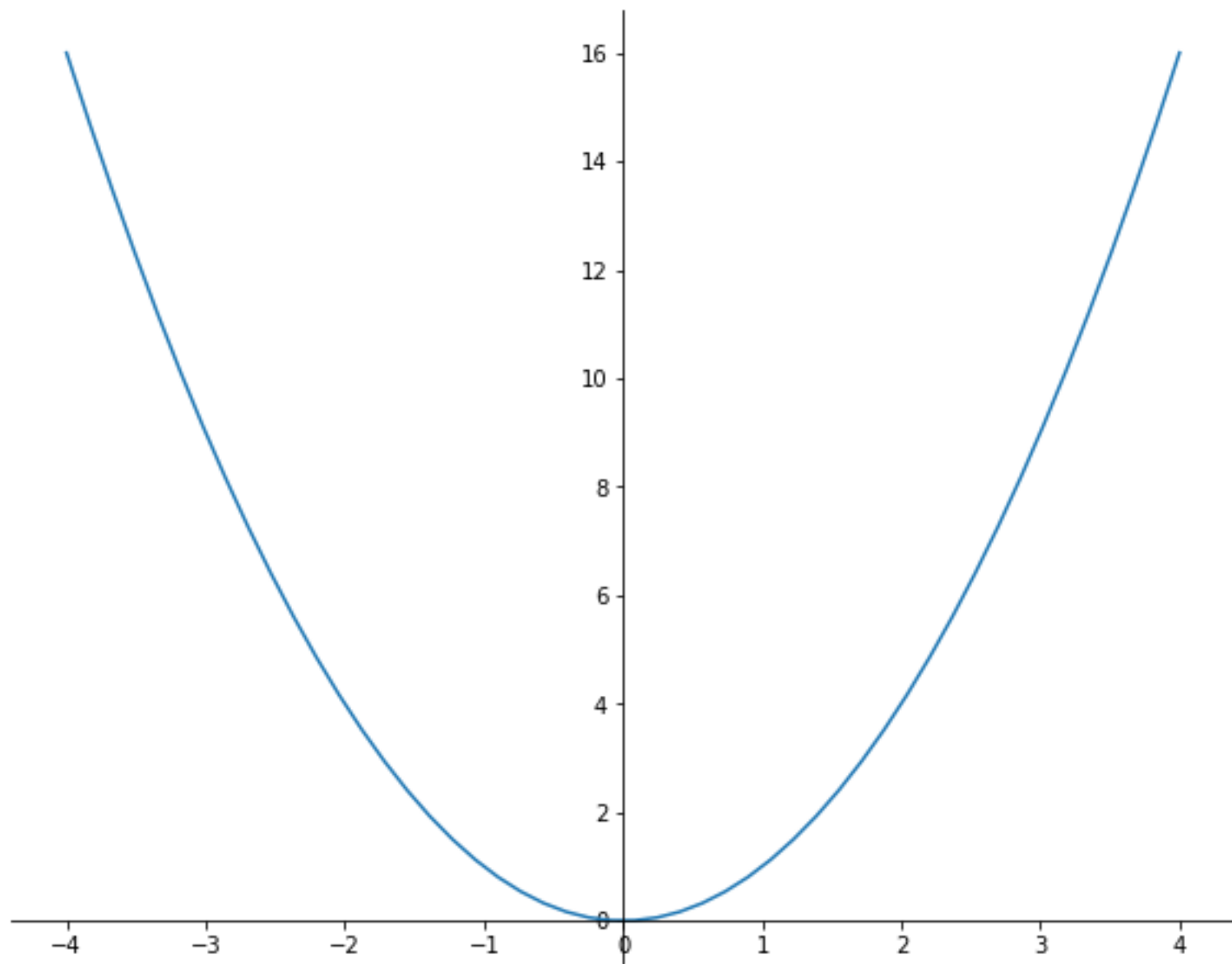
example

- Error minimised
- **Global** minimum

data	target	output $w_i = 2$	error
0	0	0	0
1	2	2	0
2	4	4	0
3	6	6	0

$$\text{output} = w_1x_1 + w_2x_2 + w_3x_3 + w_4x_4$$

example



example

- Get the weights so that the error becomes minimum
- Once we figure out if we have to decrease or increase the weights we proceed in the chosen direction
- **STOP** if error increases again
- **GRADIENT DESCENT**

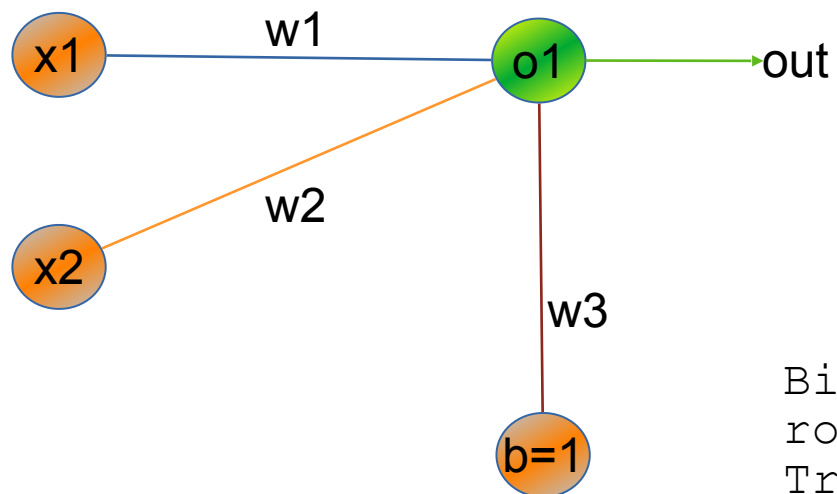
Let's do it!

ANN from scratch

- Implementation of a ANN
- **From scratch**
- Pure python
- ANN → **OR GATE**

OR GATE

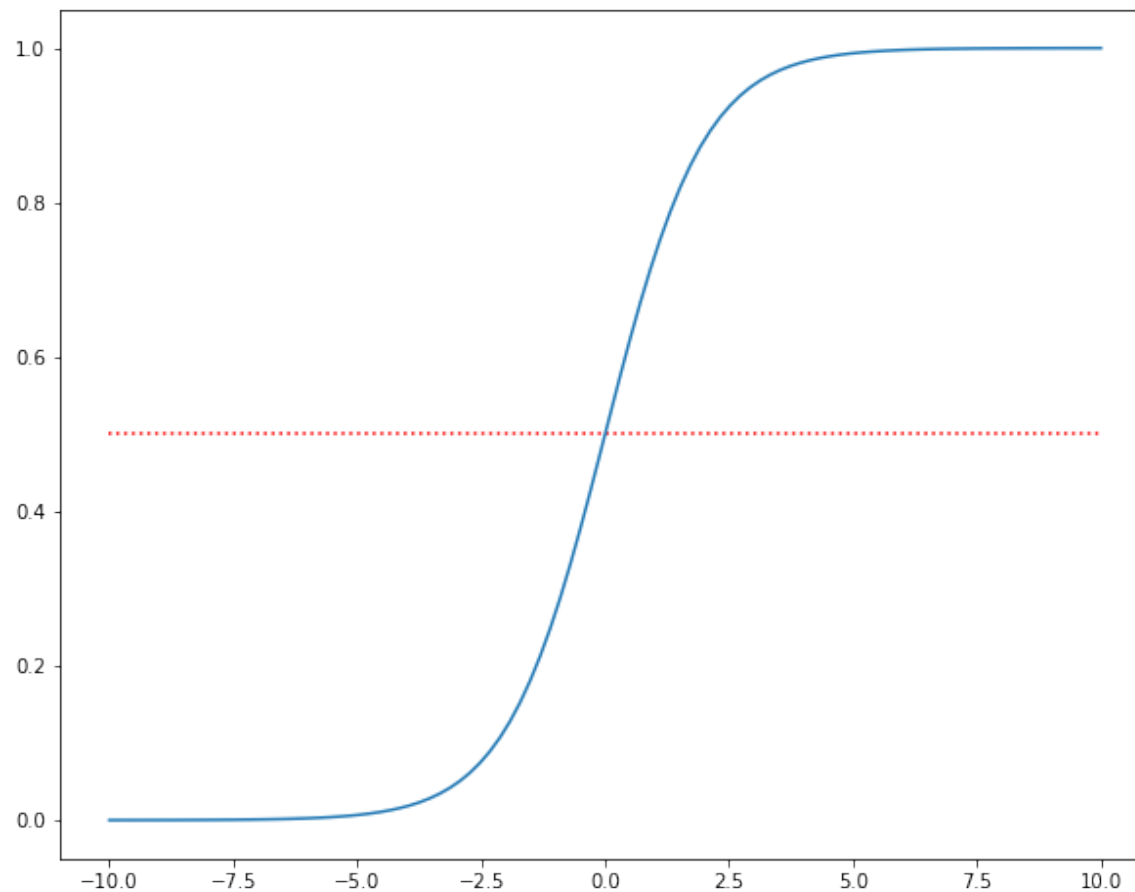
X1	X2	Out
0	0	0
0	1	1
1	0	1
1	1	1



Bias = 1 to make the network more robust. Will be clear at the end. Trust me for now.

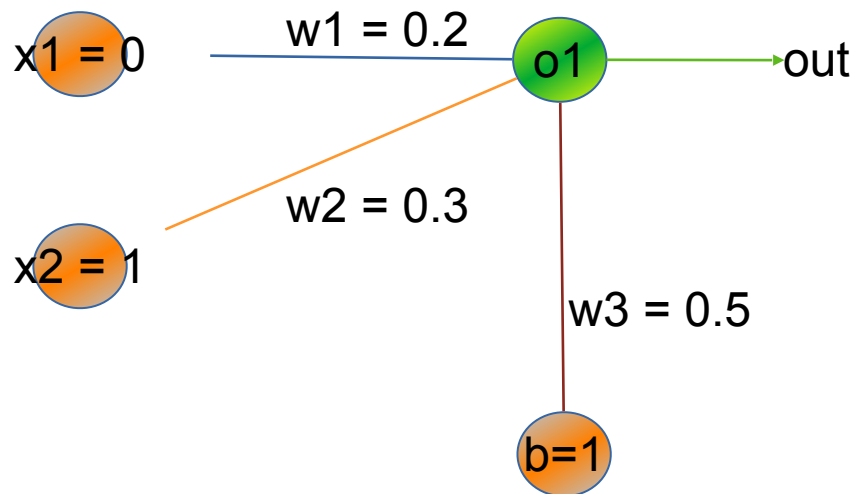
sigmoid function

- activation function in a ANN



OR GATE

- init the weights at random
- calculate input and output (and error)



$$\text{Input for } o1 = w1x1 + w2x2 + w3b = 0.8$$

$$\text{out} = \text{sigmoid}(o1) = 1 / (1 + e^{-o1}) = 0.68997$$

$$\text{MSE} = \text{SUM}(1/2 * (\text{target} - \text{output})^2) = 0.0480593$$

OR GATE

- Have to compute this for all inputs
- Compute global MSE
- Then, update the weights to minimize the error
- → **GRADIENT DESCENT**

Gradient descent

- iterative algorithm
- find optimal values for its parameters
- inputs = parameters + learning rate (lr)
- Loop:
 - start with initial values
 - calculate costs
 - update values using an update function
 - return min costs for cost function
- $X = X - lr * f'(X)$
- where $f'(X) = d/dX f(X)$

Gradient descent

- Need to find the derivatives...
- Let's code it

OR GATE

- Why bias?
- Suppose we have input $(0,0)$
- The sum of the products will always be 0
- **INDEPENDENTLY** of the weights
- Then the result will always be 0
- **INDEPENDENTLY** of how long we train
- Bias affect the shape of the sigmoid function

Next?

- pytorch